

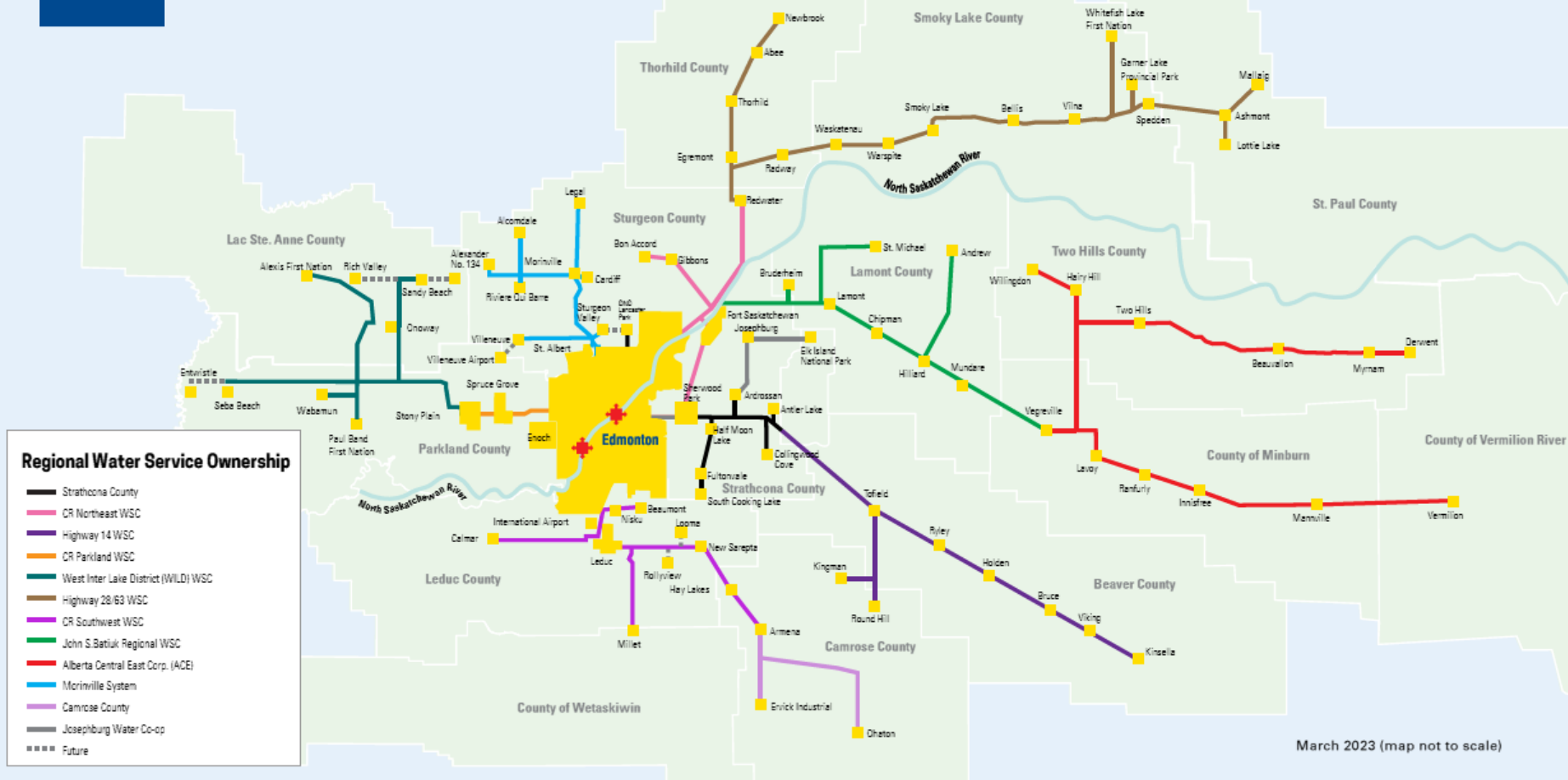


Presentation to Sturgeon County Committee of the Whole

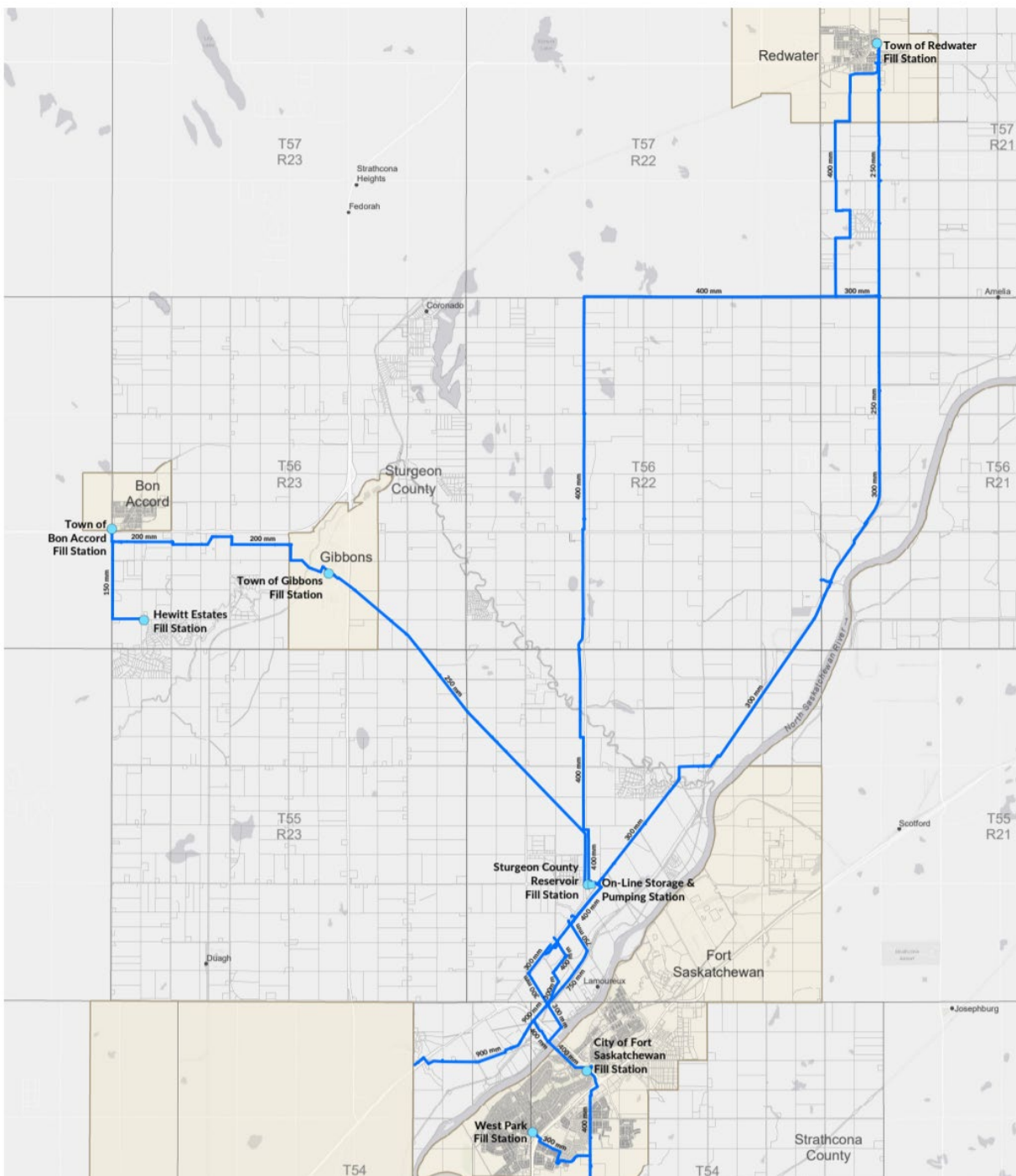
A Brief Overview Of The Commission



EDMONTON REGION WATER SERVICE AREA

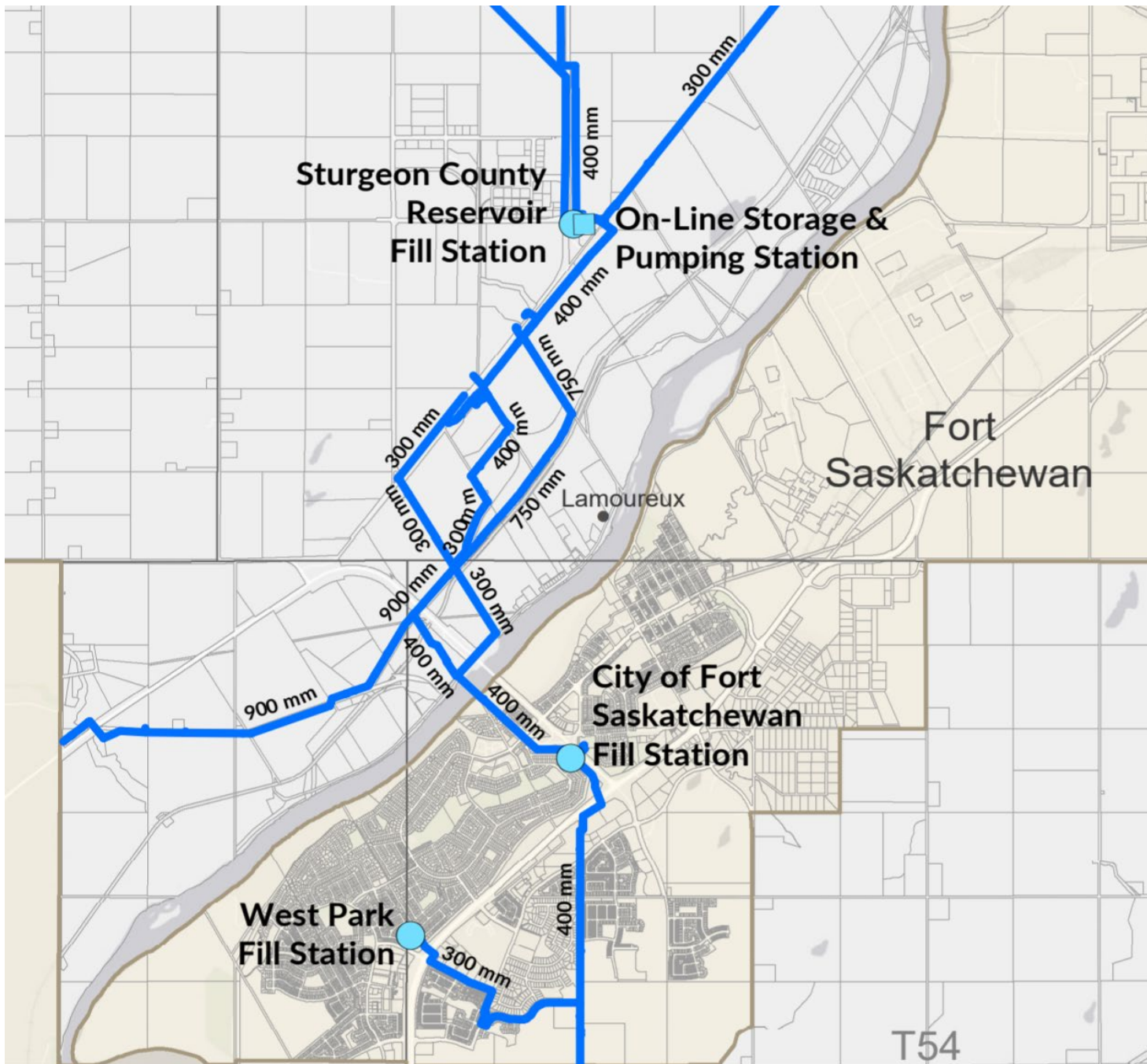


Approximate Population Served By The Commission = 280,000



CRNWSC Fun Facts:

- 109.13 km of Pipe
- 9.4 km PCCP pipe (1984)
- 28.1 km AC Pipe (1970)
- 73.5 km PVC, HDPE, Steel



CRNWSC Board of Directors



BILL TONITA (CHAIR)
COUNCILLOR – STRATHCONA COUNTY



DAVE MCRAE (DEPUTY-CHAIR)
MAYOR – TOWN OF REDWATER




DAN DEROUIN
COUNCILLOR – STURGEON COUNTY



BRIAN KELLY
COUNCILLOR – CITY OF FORT
SASKATCHEWAN



TIMOTHY LARSON
COUNCILLOR – TOWN OF BON ACCORD

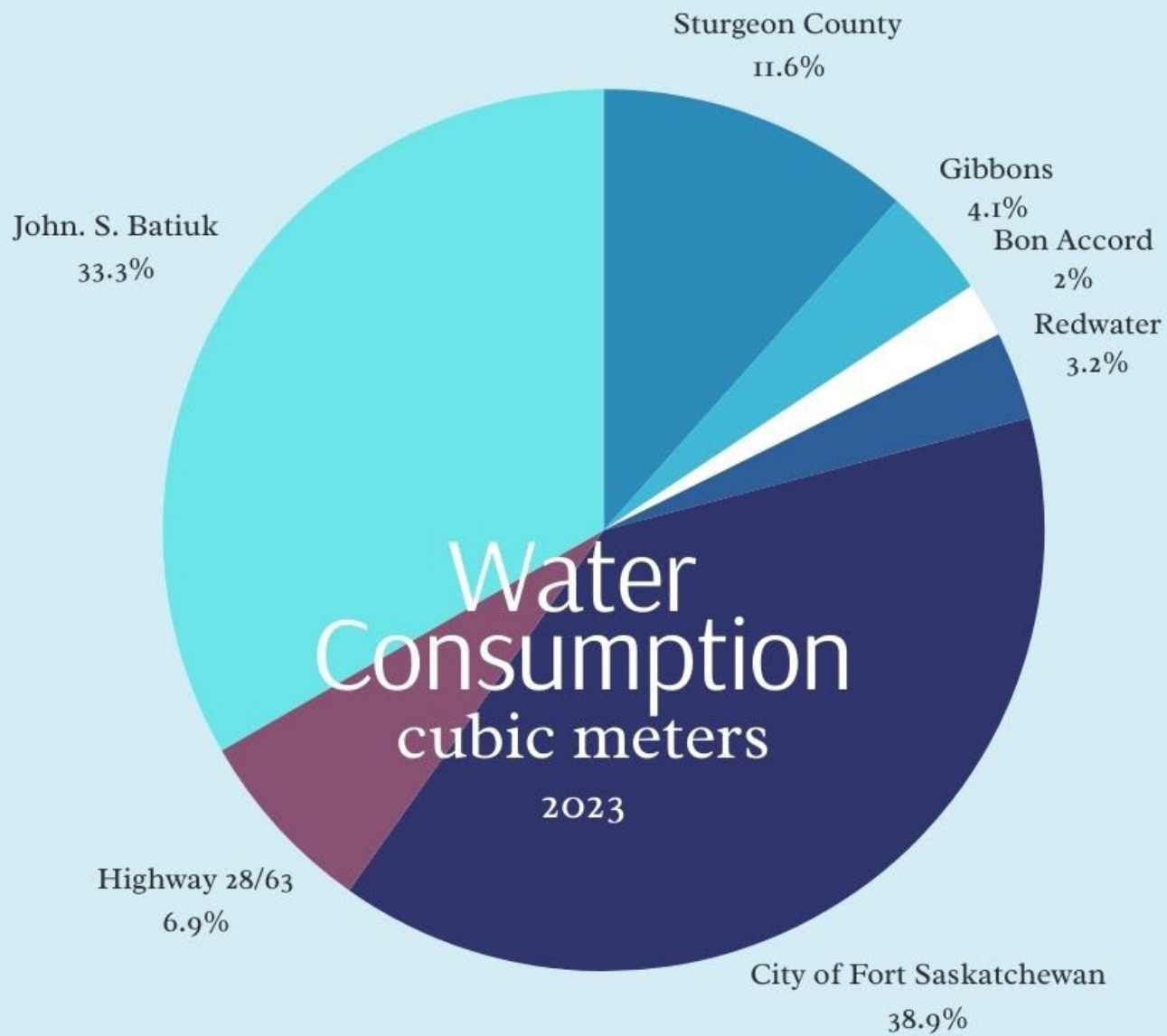


NORM SANDAHL
COUNCILLOR – TOWN OF
GIBBONS

EMPLOYEES and STRATEGIC PARTNERSHIPS

Management and Operating Services

CEO/Commission Manager	Gene Sobolewski, C.E.T.
Executive Clerk	Tara Harder
Operator	Kana Environmental - Ken Buhagiar
Financial agency	Royal Bank of Canada (RBC)
Accountant	Givens LLP - Shellian Larmond
Auditor	METRIX Group LLP
Engineering services	Associated Engineering Alberta Ltd.
Solicitor	Brownlee LLP
Investment agency	Alberta Treasury Branch (ATB) Financial



WATER RATES

The 2024 water rates established by the Commission are as follows:

- Customers who are identified as major or wholesale customers are: Sturgeon County, City of Fort Saskatchewan, Town of Redwater, Town of Bon Accord, Town of Gibbons, Highway 28/63 Services Commission and the John. S. Batiuk Water Commission.
- Wholesale water rates: **\$1.6125 per m³** for member municipalities and Hwy 28/63 Water Commission
- **\$1.038 m³** for the John S. Batiuk Water Commission.

Water Sales = \$9,376,487.00

Water Meter = 6,329,290 m3

Adjusted Rate = \$1.48/m3

Operating Expenses

- Operating Contract \$0.05
- Engineering \$0.05
- Debt Interest \$0.05
- Contracted Services \$0.03
- Admin Contract \$0.03
- Utilities \$0.01
- Other \$0.02



2023 DATA

RELATIVE PIPE CAPACITIES – To Date 2024

	Sum		Q (l/s)	Peak	Pipe Dia. (m)	Pipe Capacity (l/s)	% Capacity		
City of Fort Saskatchewan	1,506,356.85								
Sturgeon County Line 1	1,219.00	2,891,970.85	157.14	188.57	0.75	662.34	28.47%		
W4 Reservoir	102,978.00								
Sturg0	9,156.00								
John S. Batiuk Regional Water Commission	1,272,261.00								
Town of Gibbons	158,095.00	158,095.00	8.59	10.31	0.20	47.10	21.89%		
Town of Bon Accord	75,195.00								
2B (+Hewitt)	12,841.00	96,426.00	5.24	6.29	0.25	73.59	8.54%		
2G	8,390.00								
Line 3	338,068.00								
Town of Redwater	119,040.06	723,980.06	39.34	47.21	0.20	301.50	15.66%	** Equiv Area	
Hwy 28/63 RWSC	266,872.00								
Total Sold	3,870,471.91	3,870,471.91	210.32	252.38	0.90	953.78	26.46%		

The Commission will be adopting a new Strategic Plan

- Will set direction and goals to embrace new opportunities
- Enhance our collaborative and cooperative efforts





Are there any Questions/Comments?